

function

SCITEQ 2000 Series 2

With the development of Series 2, SCITEQ takes airless pressure testing to an even higher level with the new S40 controller with 5,7 inch colour panel. SCITEQ offers a high-tech small footprint solution to large numbers of test samples while keeping the benefits of modular construction.

highlights

high accuracy pressure control

high level dynamic control

online support via safe internet connection

high quality components

easily accessible service components

unique design

high flexibility

graphic overview of pressure stations

version 06/2010

features

The SCITEQ-2000 Series 2 is a modular airless pressure testing system. All modules are designed to fit into a standard 24 inch cabinet (footprint of 800mm x 800mm). This unique approach allows a system to be easily expanded with more pressure stations according to customer needs, making it **future upgradeable**.

SCITEQ's intelligent **Dynamic Pressure Control System** ensures that test pressures are maintained with unparalleled accuracy no matter what size sample is connected to the system. With or without **PC-SCITEQ** software, the system offers the user an intuitive new colour panel. Static, burst and cyclic testing can all be accommodated

One of the many new features of Series 2 is the possibility of **online support** via safe internet connection. This means that upload of software updates, trouble shooting as well as remote control of PC SCITEQ/SCITEQ-2000 is now an option.



SCITEQ-2000 with 50 independent pressure stations

We wish to give our partners the tools to produce to the highest standard, while helping them to produce as cost-effectively as possible with Q.C. tools throughout the factory.

construction

The **PowerPack** pressure module uses a high pressure axial piston water hydraulic pump and a 4 litre pressure reservoir to ensure maximum capacity at all times.

The **SUB** pressure station modules incorporate specially designed high pressure valves for unbeaten independent pressure control of each pressure station.

The **BURST** pressure station modules incorporate specially designed high flow and pressure valves and special dynamic software control for linear pressure increase.

The **CYCLIC** modules use fast reacting high flow valve and pressure regulators to perform "saw tooth" pressure testing at 1 Hz.

The **BASE** module is an all-in-one pressure testing module with integrated pump and up to 5 independent pressure stations. This unit has been developed for those only needing a few pressure stations.



User-friendly and easy-to-operate 5,7 inch 320x240 pixel colour panel



PC-SCITEQ software station overview

associated equipment

essential equipment

thermo tanks

burst stations

end closures





hoses

pc-sciteq software


end closure mounting

laboratory saw

SCITEQ-2000 series 2 modules:

Illustration	Description	Technical specifications
	<p>SCITEQ-2000 PowerPack modules: Pressure source feed to all SCITEQ-2000 Series 2 SUB modules. Various models available with or without output for optionally BURST modules. Built in high pressure pump and 10 micron inlet filter.</p>	<p>Max. 100 or 160 bar regulated pressure output Max. 200bar unregulated output (optional) Max. flow: 9 l/min.</p>
	<p>SCITEQ-2000SUB modules: Provides 5 or 10 independently operating pressure stations up to maximum 100 or 160bar. Semi-automatic individual pressure transmitter calibration through integrated main transmitter is optional. Built-in fast reacting valves for precise pressure control. Requires connection to a PowerPack module to function.</p>	<p>Max. 100 or 160 bar regulated pressure output Max. flow per station: 2 l/min. Max. recommended sample size: Ø800mm (ISO1167)</p>
	<p>SCITEQ-2000 BURST modules: Provides one linear burst pressure station up to maximum 200bar within 60-70 sec. Built-in fast reacting high flow and pressure valves for fast and precise pressure control. Requires connection to a PowerPack module with output for BURST module to function.</p>	<p>Max. 200bar regulated pressure output Max. flow: 9 l/min. Max. recommended sample size: Ø315mm (ASTM D1599)</p>
	<p>SCITEQ-2000 CYCLIC modules: Provides a cyclic "saw tooth" pressure output between 5 to 10bar or 5 to 30bar. Test frequency up to 1Hz (60 cycles per minute). Built-in high pressure pump, 10 micron inlet filter and water tank for recirculation of water.</p>	<p>Cyclic pressure output between 5 to 10bar or 5 to 30bar Max. flow: 4 l/min. Max. recommended sample size: Ø110mm</p>

SCITEQ-2000 Series 2 cabinet:



- capacity:** 50 pressure stations (60 stations on request)
- electrical supply:** 3 phase 380-400Vac + N + PE, 16amps
- drain:** lead to gravity fed waste water
- size CAB6:** 800x800x1850mm (length x width x height)
- size CAB7:** 800x800x2120mm (length x width x height)

SCITEQ-2000 Series 2 general performance:

- control accuracy:** better than +/- 1% of set pressure
- resolution:** 0,01bar
- transmitter accuracy:** class 0,3% of full range
- analogue conversion:** 12 bit
- transmitter ranges:** 6, 10, 16, 25, 40, 60, 100, 160 and 250bar (please specify upon ordering)

SCITEQ A/S
 Rho 3
 DK-8382 Hinnerup
 Denmark
 Tel: +45 86 96 19 33
 Fax: +45 86 96 24 75
www.sciteq.com
[sales\(at\)sciteq.com](mailto:sales(at)sciteq.com)

associated | equipment ▲ | essential equipment

thermo tanks

burst stations

end closures

hoses

pc-sciteq software

end closure mounting

laboratory saw